







Séance **75** Comptons en faisant des groupes de 10

1  Entoure des groupes de 10.
 Compte puis complète.

a) 



b) 

c) 

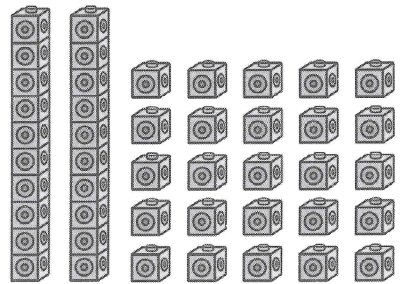
d) 

2  Complète.

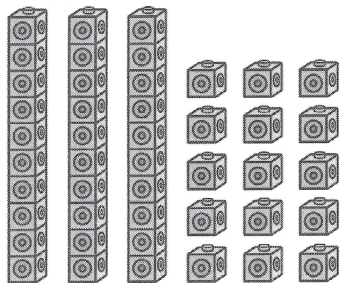
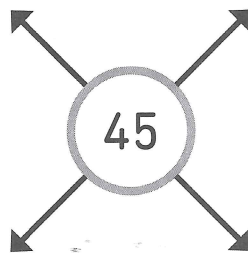
Voici 45 cubes isolés.



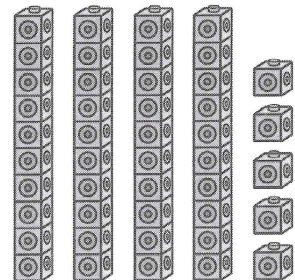
1 groupe de 10 cubes
et 35 cubes isolés



groupes de 10 cubes
et 25 cubes isolés



3 groupes de 10 cubes
et cubes isolés



groupes de 10 cubes
et cubes isolés

3  Relie.

$20 + 5$

6^1

1 de plus que 60

3 groupes de 10

30



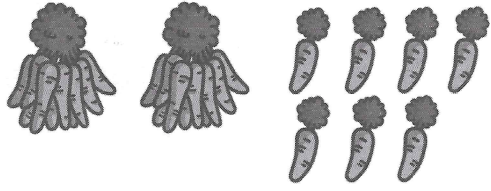
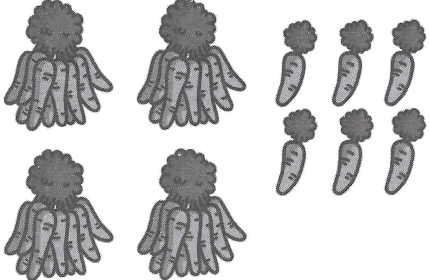
49

1 de moins que 50

25


Séance 76 Dizaines et unités

1  Complète.

<p>a)</p>  <p><i>soixante et un</i></p>	<div style="border: 1px solid black; padding: 5px; display: inline-block;">61</div>	
<p>b)</p>  <p><i>cinquante-six</i></p>	<div style="border: 1px solid black; width: 60px; height: 25px; margin: 0 auto;"></div>	<div style="border: 1px solid black; width: 60px; height: 25px; margin: 0 auto;"></div>
<p>c)</p>  <p><i>vingt-sept</i></p>	<div style="border: 1px solid black; width: 60px; height: 25px; margin: 0 auto;"></div>	<div style="border: 1px solid black; width: 60px; height: 25px; margin: 0 auto;"></div>
<p>d)</p>  <p><i>quarante-six</i></p>	<div style="border: 1px solid black; width: 60px; height: 25px; margin: 0 auto;"></div>	<div style="border: 1px solid black; width: 60px; height: 25px; margin: 0 auto;"></div>
<p></p>	<p>dizaines</p> <div style="border: 1px solid black; width: 60px; height: 25px; margin: 0 auto;"></div>	<p>unités</p> <div style="border: 1px solid black; width: 60px; height: 25px; margin: 0 auto;"></div>

2 ✎ Complète.

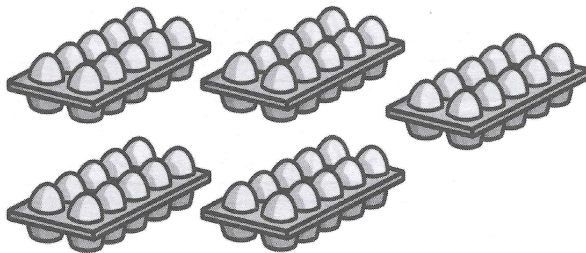
a)



Dizaines	Unités
□	□

Il y a boîtes de conserve en tout.

b)




Dizaines	Unités
□	□

Il y a œufs en tout.


3 ✎ Colorie le nombre de carrés demandé.

a)



3 dizaines et 5 unités

b)



6 dizaines et 9 unités