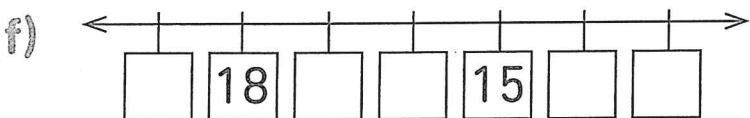
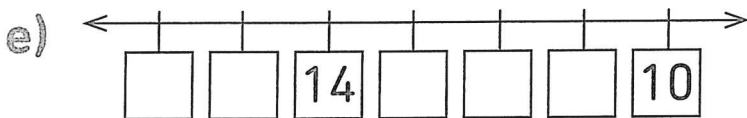
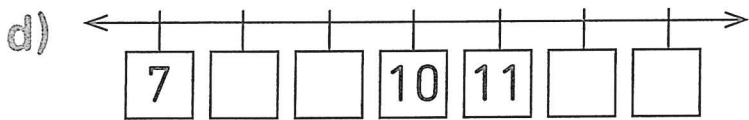
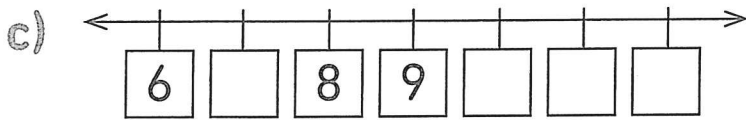
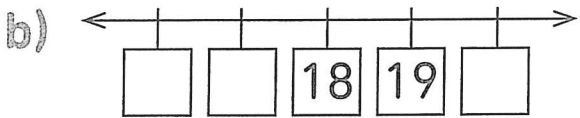
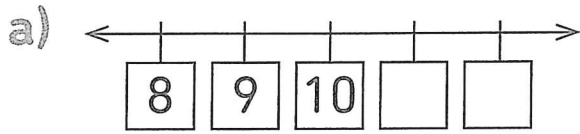


3 Compte à rebours de 20 à 10.
Aide maman chat à trouver son chaton en reliant
les nombres de 20 à 10 dans l'ordre.

10 11 12 13 14 15 16 17 18 19 20

Commence ici !

4 Écris les nombres manquants.





7. Les nombres jusqu'à 20

Activité 2

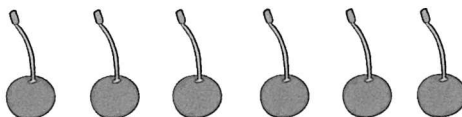
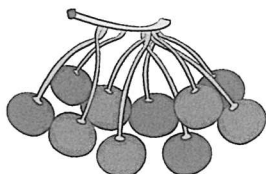
Séance 55 - Comptons en faisant un groupe de 10

1 Compte les fruits et écris les nombres.


a)





b)



c)

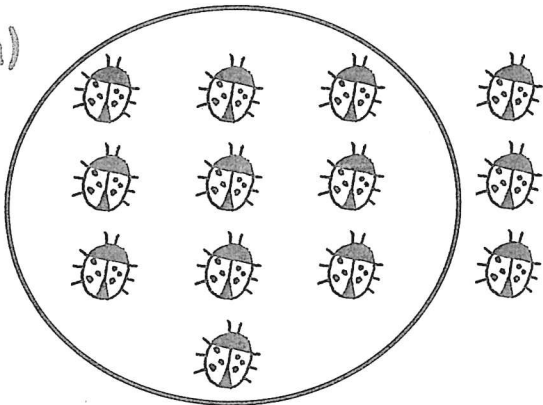


d)



2 Entoure un groupe de 10 puis écris les nombres manquants.


a)



10 et 3 font .

$$10 + 3 = \text{}$$


b)



10 et 5 font .

$$10 + \text{} = \text{}$$


c)



10 et font .

$$10 + \text{} = \text{}$$

d)



et font .

$$\text{} + \text{} = \text{}$$

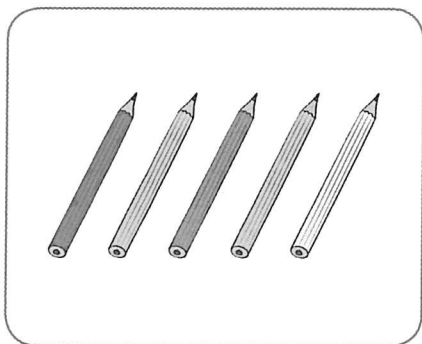
7. Les nombres jusqu'à 20

Activité 3

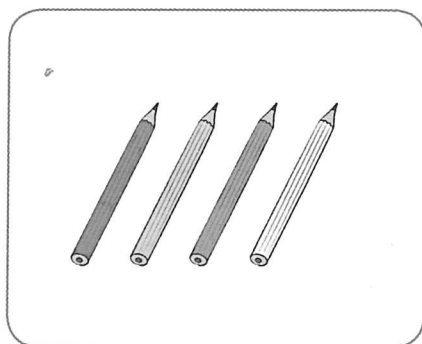
Séance 56 - Comparons les nombres

1 Écris le nombre d'objets dans chaque ensemble puis complète les phrases.

a) Ensemble A



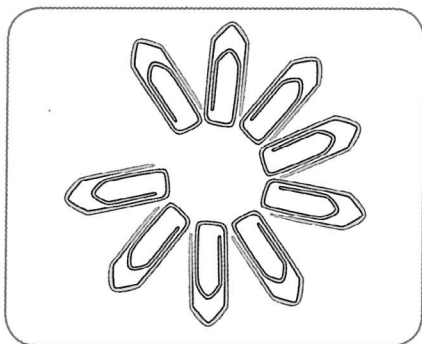
Ensemble B



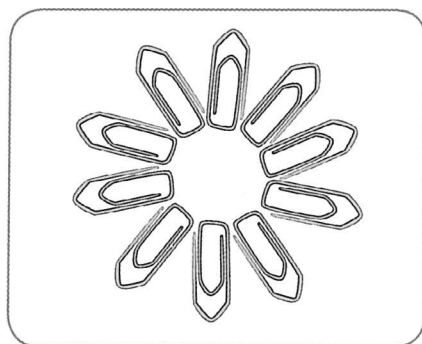
Il y a plus de crayons dans l'ensemble .

, c'est 1 de plus que 4.

b) Ensemble C



Ensemble D




Il y a moins de trombones dans l'ensemble .


, c'est 1 de moins que 10.

2 Complète les phrases.

a) Ensemble A




Ensemble B




Il y a plus d'étoiles dans l'ensemble .
, c'est 1 de moins que 16.

b) Ensemble C




Ensemble D




Il y a plus d'étoiles dans l'ensemble .
, c'est 1 de plus que 19.

c) Ensemble E




Ensemble F




Il y a moins d'étoiles dans l'ensemble .

, c'est 1 de plus que .

d) Ensemble G



Ensemble H



Il y a moins d'étoiles dans l'ensemble .

, c'est 1 de moins que .

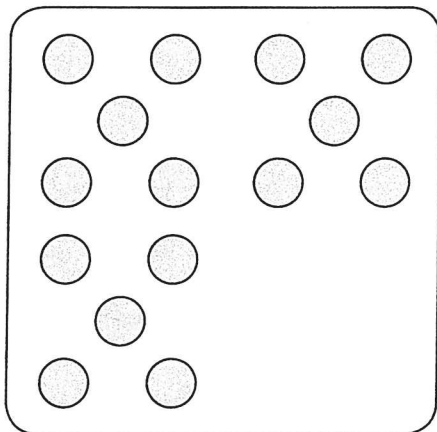
3 Écris les nombres manquants.

1 de plus 10 1 de plus 1 de plus


1 de moins 10 1 de moins 1 de moins

4 Dessine autant de points dans l'ensemble B qu'il y en a dans l'ensemble A.

Ensemble A



Ensemble B



Que peux-tu dire au sujet du nombre de points dans les ensembles A et B ?

7. Les nombres jusqu'à 20

Activité 4

Séance 57 - Comparons et ordonnons les nombres (1)

1 Entoure le plus grand nombre.

a)

7	8
---	---

b)

5	3
---	---

c)

16	13
----	----

d)

17	20
----	----

2 Entoure le plus petit nombre.

a)

7
4

b)

5
10

c)

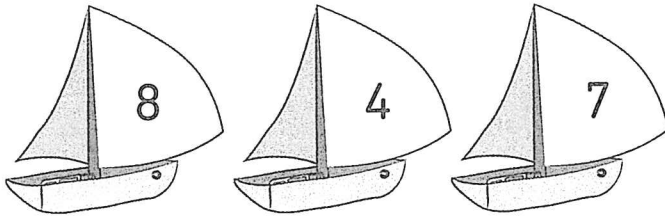
18
13

d)


11
14

3 Entoure le plus grand nombre.

a)

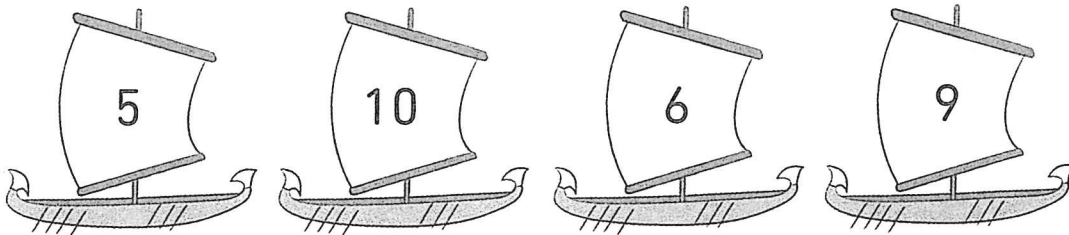


b)




4 Entoure le plus petit nombre.

a)



b)



7. Les nombres jusqu'à 20

Activité 5

Séance 58 - Comparons et ordonnons les nombres (2)

1 Recopie les nombres dans les rouleaux en les rangeant du plus petit au plus grand.

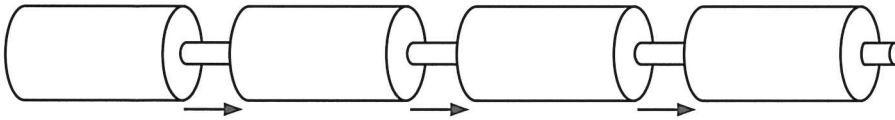
a)

9

12

5

17



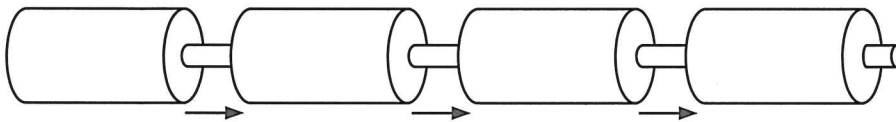
b)

8

19

13

6



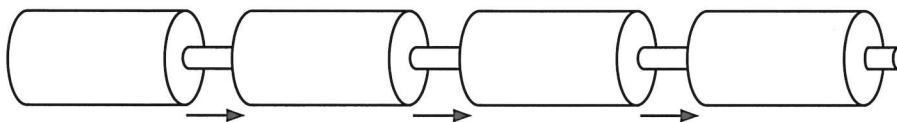
c)

11

15

20

8



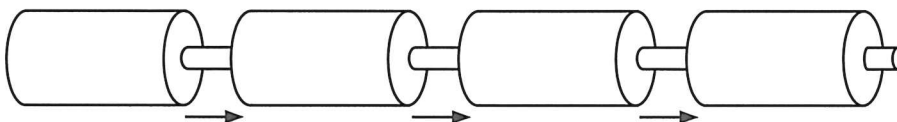
d)

14

7

18

10



2 Recopie les nombres dans les cercles en les rangeant du plus grand au plus petit.

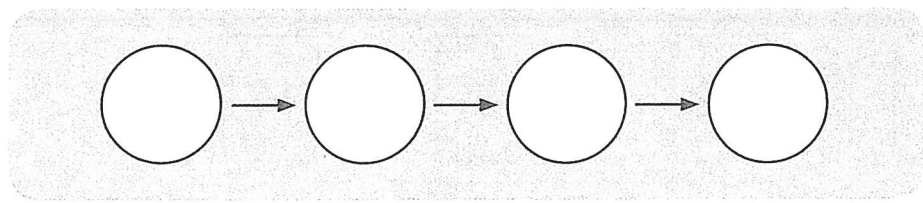
a)

15

16

12

19



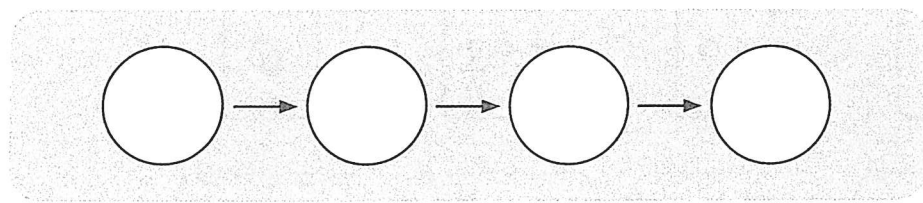
b)

14

16

8

13



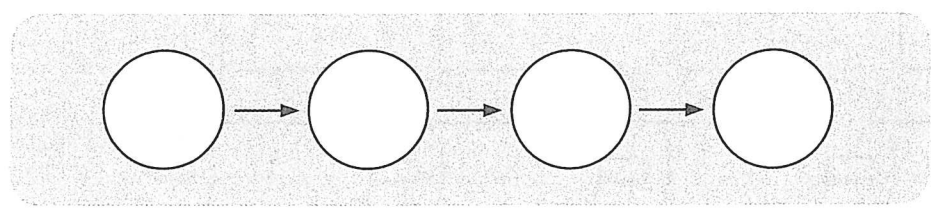
c)

2

20

12

10



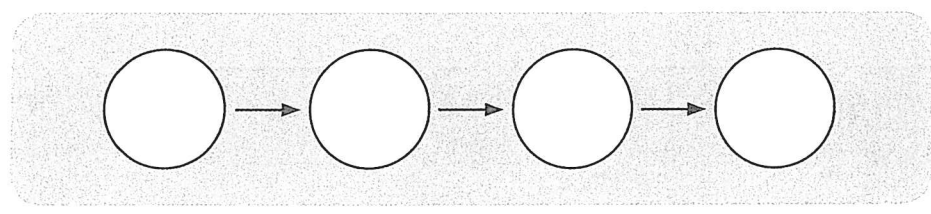
d)

11

17

9

18



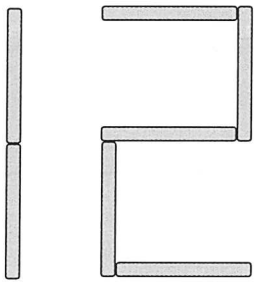
7. Les nombres jusqu'à 20

EXplorons

Séance 59

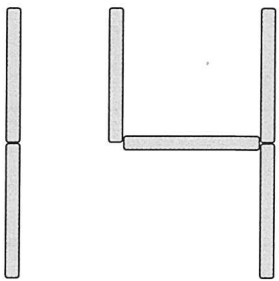
1 Utilise des bâtonnets pour construire les nombres indiqués.

1 de plus que



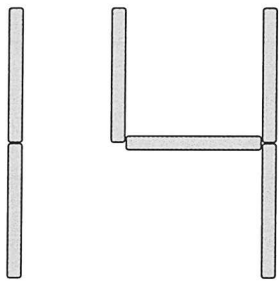
A box containing the text "1 de plus que" on the left. To the right, there is a stick figure representing the number 1 (a single vertical bar) and a stick figure representing the number 2 (two vertical bars connected by a horizontal bar at the top and bottom).

1 de moins que



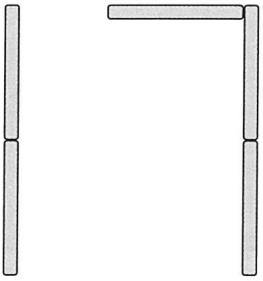
A box containing the text "1 de moins que" on the left. To the right, there is a stick figure representing the number 1 (a single vertical bar) and a stick figure representing the number 4 (two vertical bars connected by a horizontal bar in the middle).

1 de plus que



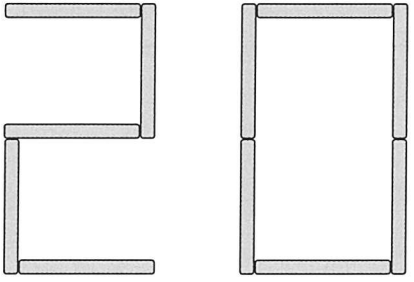
A box containing the text "1 de plus que" on the left. To the right, there is a stick figure representing the number 1 (a single vertical bar) and a stick figure representing the number 5 (two vertical bars connected by a horizontal bar in the middle, with a third vertical bar on the right side).

1 de plus que



A box containing the text "1 de plus que" on the left. To the right, there is a stick figure representing the number 1 (a single vertical bar) and a stick figure representing the number 7 (two vertical bars connected by a horizontal bar at the top).

1 de moins que



A box containing the text "1 de moins que" on the left. To the right, there is a stick figure representing the number 2 (two vertical bars connected by a horizontal bar at the top and bottom) and a stick figure representing the number 3 (two vertical bars connected by a horizontal bar at the top and bottom, with a third vertical bar on the right side).

Prénom : Date :

2 Écris les nombres manquants.

1 de moins	Nombre	1 de plus
11	12	13
12	13	<input type="text"/>
18	<input type="text"/>	20
10	11	<input type="text"/>
<input type="text"/>	10	11
<input type="text"/>	12	<input type="text"/>
17	<input type="text"/>	<input type="text"/>
<input type="text"/>	<input type="text"/>	18
<input type="text"/>	<input type="text"/>	17
<input type="text"/>	15	<input type="text"/>
13	<input type="text"/>	<input type="text"/>