


Prénom: date:

lecture et écriture : Les lettres de l'alphabet.



P p comme dans un papillon



g P G f r DP r Fd
p h q p B P d v p h r

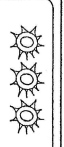


Tracing practice for the letter 'p' on a four-line grid. The first row shows a large 'p' with arrows indicating the stroke direction. The second row shows a row of 'p's with arrows. The third row shows a row of 'p's with arrows. The fourth row shows a row of 'p's with arrows.

Prénom : →

Date :

Aborder le principe alphabétique : Reconnaître les lettres dans leurs différentes graphies.
Ecrire : Ecrire en écriture cursive.



Entourer les « p » que tu vois dans les mots suivants :



P p r

POULE - LAPIN - PAPILLON - PAPA - PAPI - BALLE
papa - bille - papi - papillon - lapin - poule
papillon - papi - papa - lapin - poule

Ecris : au feutre:

Tracing practice for the letter 'p' on a four-line grid. The first row shows a large 'p' with arrows indicating the stroke direction. The second row shows a row of 'p's with arrows. The third row shows a row of 'p's with arrows. The fourth row shows a row of 'p's with arrows.

au crayon de papier :



PAPILLON
papillon
papillon