
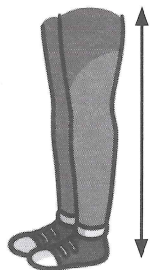



Séance

69

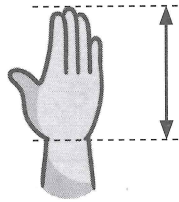
Mesurons les longueurs en mètres et en centimètres

1 ✂ Estime chaque longueur puis mesure.

	Estimation		Mesure	
	Plus de 1 m	Moins de 1 m	Plus de 1 m	Moins de 1 m
 <p>Ma taille</p>	<input type="checkbox"/>	<input type="checkbox"/>	<input type="checkbox"/>	<input type="checkbox"/>
 <p>La longueur de ma jambe</p>	<input type="checkbox"/>	<input type="checkbox"/>	<input type="checkbox"/>	<input type="checkbox"/>
 <p>Mon tour de taille</p>	<input type="checkbox"/>	<input type="checkbox"/>	<input type="checkbox"/>	<input type="checkbox"/>

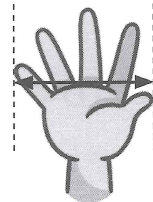
2 ✎ Mesure puis complète.

a)



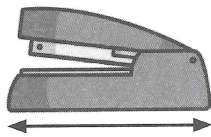
environ cm

b)



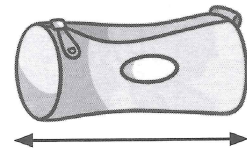
environ cm

c)




environ cm

d)



environ cm

3 ✎ Relie.



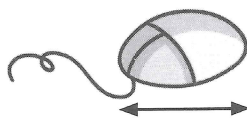
•

• environ 1 m




•

• environ 2 m



•

• environ 2 cm




•

• environ 10 cm


Séance 70 Traçons des segments

1  Trace les segments.


a) Un segment plus court que ce segment.




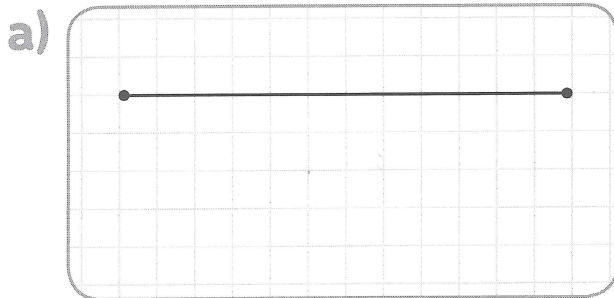
b) Un segment plus long que ce segment.



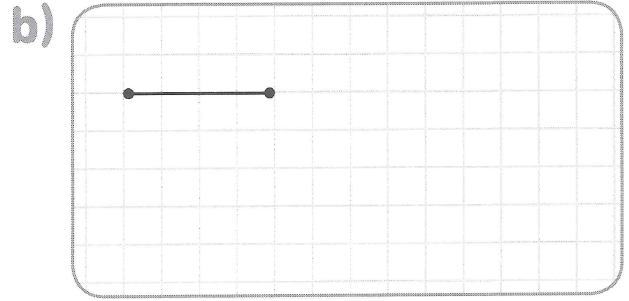

c) Un segment aussi long que ce segment.



2  Trace un segment qui mesure la moitié du segment déjà tracé.



3  Trace un segment qui mesure le double du segment déjà tracé.



4  Trace un segment de longueur :

6 cm



9 cm

