

Prénom : _____

Date : _____

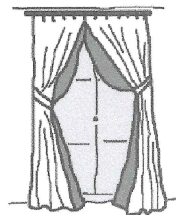

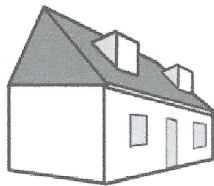
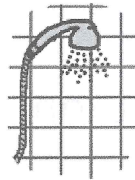

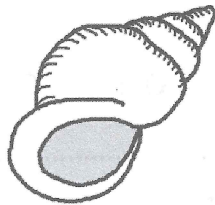
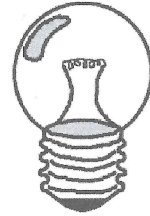

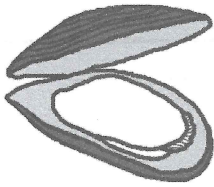




LECTURE

Etude de sons 1

[u] "ou"

Colorie lorsque tu entends le son [u] → "ou" comme dans Lilou





1. Entoure les lettres ou ou .

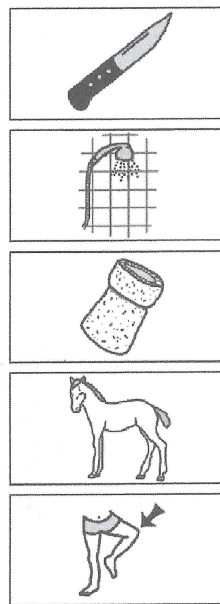
ou on ou oi on ou an ou ou oi on ou
 on an ou or ou oi on ou oi oi on ou

2. Entoure les lettres qui font le son [u] dans chaque mot.

foule route loup source pour
 moulin mouton douche NOUNOURS

3. Relie chaque syllabe à une image.

nou
 pou
 bou
 dou
 cou



Prénom : _____

Date : _____






LECTURE



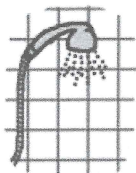
Assemblage syllabique 3

[u] "ou"

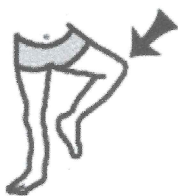
1. Coche la case qui correspond à la syllabe où tu entends [u].



2. Ecris la syllabe que tu entends au début de chaque mot.




3. Ecris les syllabes manquantes.



ge



chette



ette



pe

4. Forme un mot avec les syllabes contenues dans le sac et écris-le.

